



Existing View



Day 1 of Operation Phase without Mitigation Measures



Day 1 of Operation Phase with Mitigation Measures



Year 10 of Operation Phase with Mitigation Measures

Note: the design of the STK STW is subject to review during the later detailed design stage

Figure 9.11a

Photomontage – Vantage Point from VSR R1 (View of the Project (new STK STW) from the East)



Existing View



Day 1 of Operation Phase without Mitigation Measures



Day 1 of Operation Phase with Mitigation Measures



Year 10 of Operation Phase with Mitigation Measures

Note: the design of the STK STW is subject to review during the later detailed design stage

Figure 9.11b Photomontage – Vantage Point from VSR R2 (View of the Project (new STK STW) from Northwest)



Existing View



Day 1 of Operation Phase without Mitigation Measures



Day 1 of Operation Phase with Mitigation Measures



Year10 of Operation Phase with Mitigation Measures

Note: the design of the STK STW is subject to review during the later detailed design stage


Figure 9.11c Photomontage – Vantage Point from VSR O1 (View of the Project (new STK STW) from Northeast)



Existing View



Day 1 of Operation Phase without Mitigation Measures



Day 1 of Operation Phase with Mitigation Measures



Year 10 of Operation Phase with Mitigation Measures

Note: the design of the STK STW is subject to review during the later detailed design stage

Figure 9.11d Photomontage – Vantage Point from VSR T2 (View of the Project (new STK STW) from the South)



Existing View



Day 1 of Operation Phase without Mitigation Measures



Day 1 of Operation Phase with Mitigation Measures



Year 10 of Operation Phase with Mitigation Measures

Note: the design of the STK STW is subject to review during the later detailed design stage

Figure 9.11e

Photomontage – Vantage Point from VSR RE1 (View of the Project (new STK STW) from East)




Existing View



Day 1 of Operation Phase without Mitigation Measures



Day 1 of Operation Phase with Mitigation Measures



Year 10 of Operation Phase with Mitigation Measures

Note: the design of the STK STW is subject to review during the later detailed design stage

Figure 9.11f Photomontage – Vantage Point from VSR RE3 (View of the Project (new STK STW) from the West)



Existing View



Day 1 of Operation Phase without Mitigation Measures



Day 1 of Operation Phase with Mitigation Measures



Year 10 of Operation Phase with Mitigation Measures

Note: the design of the STK STW is subject to review during the later detailed design stage

Figure 9.11g

Photomontage – Vantage Point from VSR RE5 (View of the Project (new STK STW) from Sha Tau Kok Promenade)



Existing View



Day 1 of Operation Phase without Mitigation Measures



Day 1 of Operation Phase
(Mitigation Measures are not applicable for demolition works)




Year10 of Operation Phase
(Mitigation Measures are not applicable for demolition works)

Figure 9.11h


Photomontage – Vantage Point from VSR R5 (View of the Project for demolition of STK SPS)




Existing View



Day 1 of Operation Phase without Mitigation Measures



**Day 1 of Operation Phase
(Mitigation Measures are not applicable for demolition works)**



**Year 10 of Operation Phase
(Mitigation Measures are not applicable for demolition works)**

Figure 9.11i

Photomontage – Vantage Point from VSR RE5 (View of the Project for demolition of STK SPS)